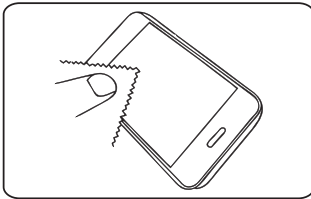


INSTRUCTIONS

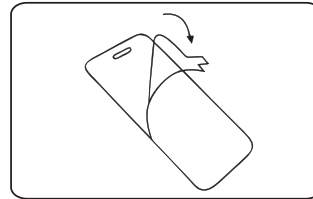
STEP 1

Please clean the screen by the wet cleaning cloth and microfiber cloth before installation.



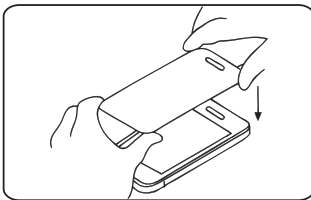
STEP 2

Peel the release liner off.



STEP 3

Direct the GLASS PROTECTOR at every hole site and edge of the screen and lay it down slowly.



STEP 4

Press the central part of the GLASS PROTECTOR lightly to adhere it on the screen automatically.

