


# TOPVISION



## User Guide

### Technical Specification

|                  |                 |
|------------------|-----------------|
| Input            | Micro-USB 5V/1A |
| Output(1)        | 5V/1A           |
| Output(2)        | 5V/2.1A (Max)   |
| Solar power      | 1 W             |
| Waterproof level | IP64            |
| Capacity         | 8000mAh         |
| Dimension        | 140x75x17mm     |
| Weight           | 216g            |

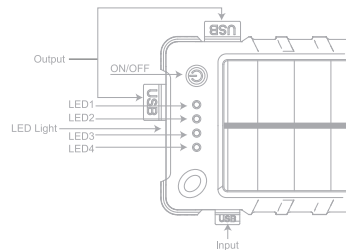
### WARNING

Please strictly follow the instruction to use the power bank appropriately.

1. Do not impact, strike, disassemble or repair the device.
2. Keep the device from fire and high temperature circumstance.
3. Please stop use the device if the power bank expands.
4. Keep the device away from children and pets, adults use only.

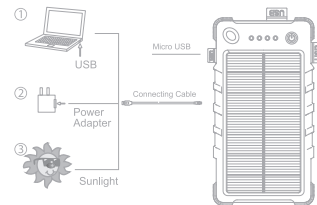
### Instructions

Thanks for choosing TOPVISION solar power bank, this device can be widely used for charging different types of consumer electronics.



### Operation Instructions

Simply plus Micro-USB to USB cable to charge this device, power source can be electric supply, laptop or car charger.



Use as power source for other devices:

It can be used to charge consumer electronics with input of DC 5V. Here is a brief diagram.

