




# TP-05

## Power Bank

User Manual

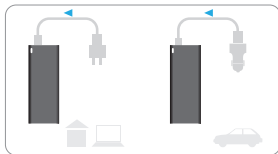
### Product Appearance



Micro USB Input	Micro USB connector
USB Output	USB connector
LED lights	USB cable

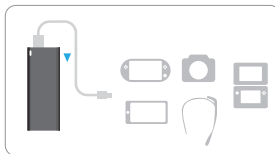
### How to charge the external battery

Plug the Micro-USB end into the input port of the external battery, then plug the USB end into a compatible wall charger, car charger or a computer and the battery will start to recharge.




### How to charge your devices

Plug the USB end into the USB output port and then plug the other end of the cable into other devices. The external battery will turn on automatically.



### Introduction

TP-05 comes with one piece prime internal Li-ion battery. It is a compact external battery with high conversion rate and output of 5V / 2.1A. It also will compatible with various smartphones and digital devices, which is essential for your travels.

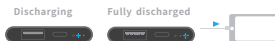


### Charging Indication

Connect your 5V / 1A-2A charger with the input port and it will be recharged automatically. LED indicators flicker means the external battery is being charged and indicators will keep on when it is fully charged.



### Discharging Indication



### Safety

Charging time for battery depends on different charging method. Do not pierce or mechanically damage the battery. Do not expose battery or heat battery over 45°C (113°F). Do not put the battery into any kind of liquid or fire. Do not disassemble or modify battery. Stop using battery immediately if it begins to smoke, leak, distort or strange smell appears. Use for intended purpose only, not for children.

### Recycle

The Li-ion batteries contained in the external rechargeable battery should be properly recycled and disposed at the appropriate recycling station. Falling to properly dispose the battery could be harmful to the environment. We suggest to recycle the battery responsibly.



Do not expose the product to fire or close to high temperature.



Do not try to short circuit.



Do not expose the product to water or high humidity.



Stop using if found liquid leakage, overheating or any other unusual conditions.



The best using temperature is between -10°C-45°C.